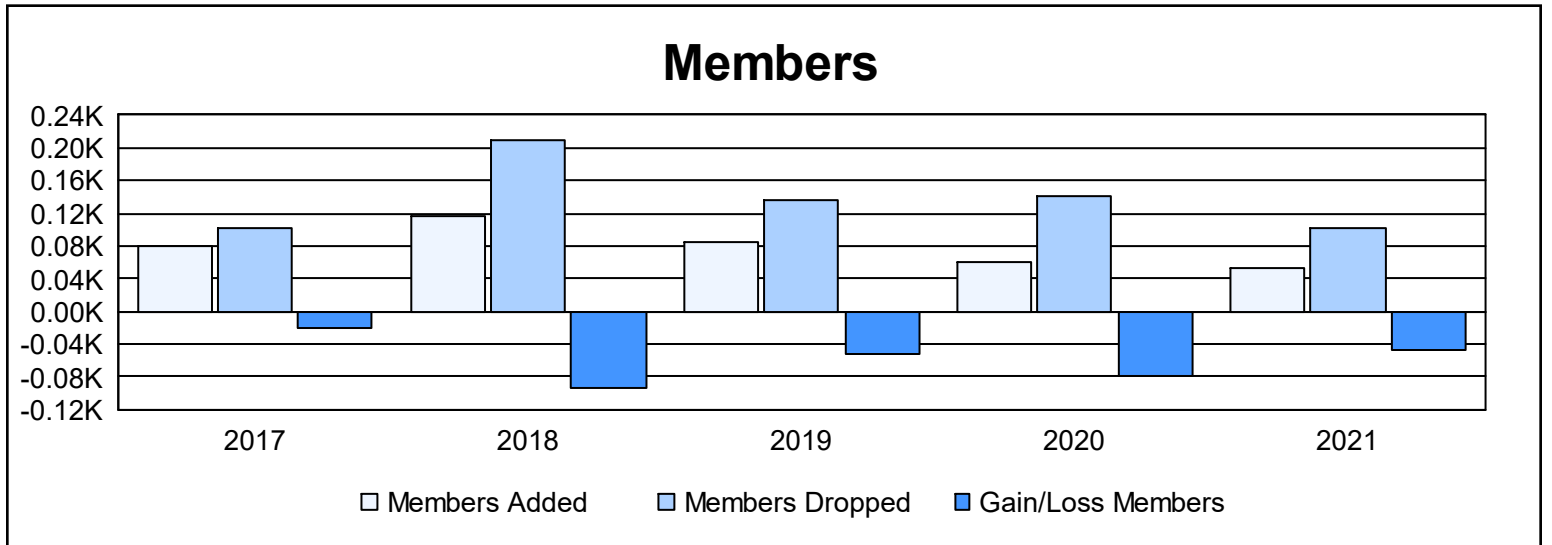
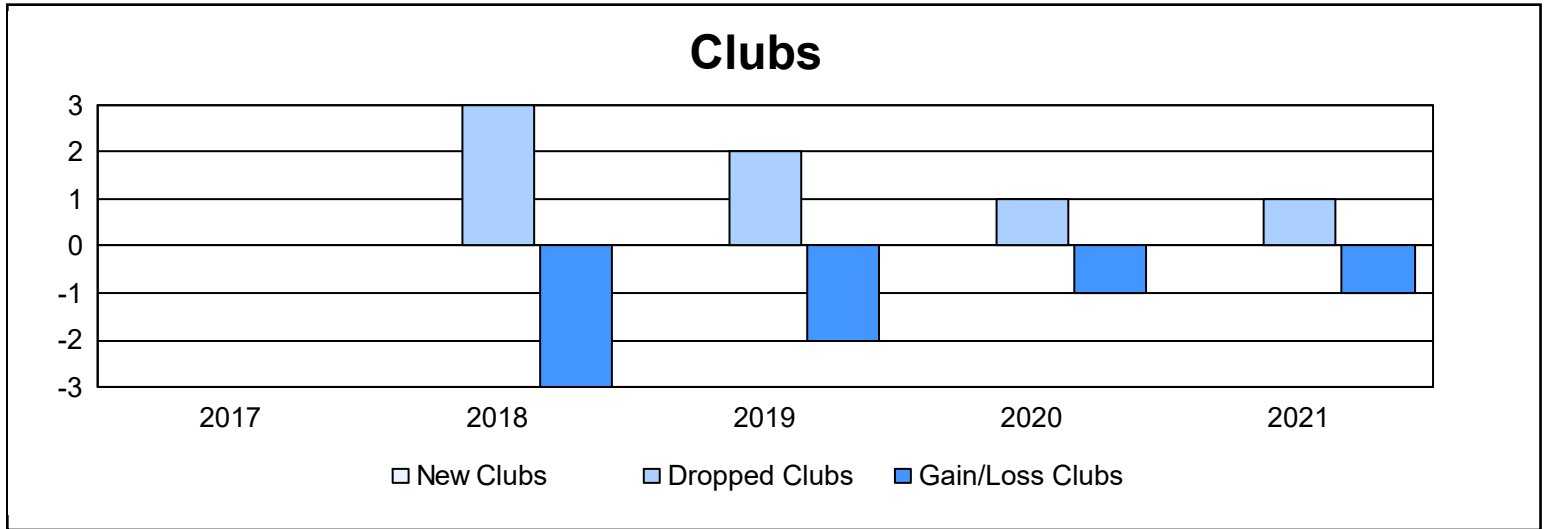
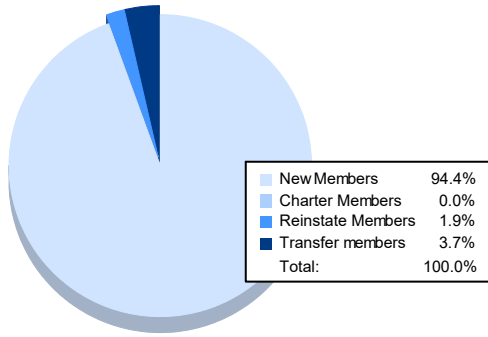


| Year           | New Clubs | Dropped Clubs | Gain/ Loss Clubs | New Members | Charter Members | Reinstate Members | Transfer Members | Total Member Added | Total Members Dropped | Gain/ Loss Members |
|----------------|-----------|---------------|------------------|-------------|-----------------|-------------------|------------------|--------------------|-----------------------|--------------------|
| 2016-2017      | 0         | 0             | 0                | 68          | 0               | 2                 | 10               | 80                 | 101                   | -21                |
| 2017-2018      | 0         | 3             | -3               | 90          | 4               | 8                 | 14               | 116                | 210                   | -94                |
| 2018-2019      | 0         | 2             | -2               | 66          | 0               | 4                 | 15               | 85                 | 137                   | -52                |
| 2019-2020      | 0         | 1             | -1               | 50          | 0               | 4                 | 6                | 60                 | 140                   | -80                |
| 2020-2021      | 0         | 1             | -1               | 51          | 0               | 1                 | 2                | 54                 | 101                   | -47                |
| <b>Average</b> | <b>0</b>  | <b>1</b>      | <b>-1</b>        | <b>65</b>   | <b>1</b>        | <b>4</b>          | <b>9</b>         | <b>79</b>          | <b>138</b>            | <b>-59</b>         |



### Membership Composition June 2021 Cumulative



### Gender Composition June 2021 Cumulative

